

SINGAPORE'S INTERNATIONAL TRADE IN SERVICES STATISTICS: TRANSPORT SERVICES

UNSD-APEC-ASEAN
International Seminar on
Trade and Tourism Statistics
October 2013

www.singstat.gov.sg

A decorative graphic in the bottom right corner consists of several overlapping, wavy ribbons in shades of blue, purple, orange, and red, creating a dynamic, abstract shape.

CONTENTS

- Conceptual Overview of Transport Services in Balance of payments (BOP) and International Trade in Services (TIS) statistics
- Methodology and Compilation of Transport Services
- Data Dissemination and Key Findings

INTRODUCTION

- Transport services remains the largest services category in international trade in services statistics, reflecting the importance of external trade to Singapore's economy.
- Singapore's TIS statistics, inclusive of transport services, are collected from the TIS survey and other supplementary sources.
- Compilation of Singapore's BOP and TIS statistics based on concepts and methodological frameworks set out in BPM6 and MSITS2010.

Conceptual Overview of Transport Services in BOP and TIS Statistics

CONCEPTS & DEFINITION

- Transport covers the carriage of persons and objects from one location to another (i.e. international freight and passenger transport services) as well as related supporting and auxiliary services.
- Includes port services and commissions arising from services provided to foreign shipping lines/airlines.
- Excludes freight insurance on imports (classified under insurance services) and charters of carriers without crew (under other business services).

TREATMENT UNDER BPM6

- DOS has implemented the latest international statistical standards set out in BPM6 in Singapore's BOP and TIS statistics since Feb 2012.
- Transportation services renamed to transport services in the BOP with the implementation of BPM6.
- Transport services now includes postal and courier services, which were previously in communications services, formerly a major services category under BPM5.

CONCEPTUAL FRAMEWORK

- **Sixth edition of the Balance of Payments and International Investment Position Manual (BPM6)**
- **Manual on Statistics of International Trade in Services (MSITS)**
 - Resident/ Non-Resident Transactions
 - Services valued at Market Price
 - Transactions recorded on an accrual basis

Methodology & Compilation of Transport Services

DATA SOURCES

- Several data sources (survey and administrative sources) used to capture diversity of trade in services.
- Main sources for data collection and compilation of transport services:
 - Survey of International Trade in Services (TIS)
 - Survey of Transportation Cost (STC)

TIS SURVEY

- Comprehensive annual survey, which is the main source of data for Singapore's TIS statistics.
- TIS survey is conducted under the Statistics Act, which ensures the confidentiality of individual and business data.
- Collects detailed data on cross-border services transactions by country of counterparty and type of service.

TIS SURVEY

Survey Coverage and Sampling

- Covers around 4,000 firms in most sectors of the economy on an annual basis.

- Sampling selection:
 - Stratification by industry
 - Within each strata, rank firms by turnover
 - Firms with relatively higher turnover are selected with certainty

TIS SURVEY

Data Collection

6 Form Types

- 1) General (includes real estate; medical activities; R&D etc)
- 2) Manufacturing/Construction/Engineering
- 3) Commerce
- 4) Shipping Agencies / Branches of Foreign Shipping Lines and Airlines
- 5) Transport - Others
- 6) Financial and Insurance Services

TIS SURVEY

Data Collection

6 Form Types

- 1) General (includes re
- 2) Manufacturing/Cons
- 3) Commerce
- 4) Shipping Agencies / Branches of Foreign Shipping Lines and Airlines
- 5) Transport - Others
- 6) Financial and Insurance Services

Shipping Agencies/Branches of Foreign Shipping Lines and Airlines covers branches of foreign shipping lines, airlines and shipping agencies

Transport - Others covers local shipping lines and airlines; post and courier and telecommunication companies

TIS SURVEY

Shipping Agencies / Branches of Foreign Shipping Lines and Airlines



- Covers shipping agencies and branches of foreign shipping line and airlines.
- Items specifically collected include passenger fares and fees for carriage of mail paid to foreign principals.

TIS SURVEY



Transport - Others

- Covers firms in transportation sector excluding those covered under Form TIS 04.
- Collect data on chartering services as well as other transportation services such as freight forwarding, warehousing and logistics services.

TIS SURVEY

		DEPARTMENT OF STATISTICS SINGAPORE 	
Survey Ref No	<input type="text"/>	Date	
Name of Establishment		UEN	
		SSIC	
			FORM T I S 0 4 CONFIDENTIAL
			For DOS' Official Use
			Return
			Staff ID
			Batch No
			Status
			DE
<i>Please delete and insert correct particulars for updating.</i>			
INTERNATIONAL TRADE IN SERVICES SURVEY, 2012 (Shipping Agencies / Branches of Foreign Shipping Lines and Airlines)			
Purpose of Survey This survey collects detailed information of your company's services transactions with non-residents of Singapore to compile Balance of Payments statistics. These statistics are used extensively by the government and business community in their policy-making and business planning. The survey findings are released in our publications and available on our website at http://www.singstat.gov.sg .			

SECTION C (PART III): EXPENSES OF FOREIGN PRINCIPALS IN SINGAPORE				
Please report transactions that you carried out on behalf of your foreign principal, i.e. expenses incurred by your foreign principals in Singapore during 2012, paid through or paid to your company. Please specify the country code of your foreign principals and report the details of expenses by country of foreign principals. Please attach separate sheets if spaces provided are insufficient to fill in details for all countries of your foreign principals. More detail definitions of the items listed are provided in the explanatory notes booklet.				
Expenses of Foreign Principal in Singapore in 2012				
Item Code	Description of Item	Please use country code in explanatory notes		
		Country Code	Country Code	Country Code
		<input type="text"/>	<input type="text"/>	<input type="text"/>
S\$'000 (Please report in Thousand Singapore dollar)				
<u>Payments to your company</u>				
633	Agency and Commission Fees, Ship Management Fees	<input type="text"/>	<input type="text"/>	<input type="text"/>
901	Value of other payments if any:	<input type="text"/>	<input type="text"/>	<input type="text"/>

		DEPARTMENT OF STATISTICS SINGAPORE 	
Survey Ref No	<input type="text"/>	Date	
Name of Establishment		UEN	
		SSIC	
			FORM T I S 0 5 CONFIDENTIAL
			For DOS' Official Use
			Return
			Staff ID
			Batch No
			Status
			DE
<i>Please delete and insert correct particulars for updating.</i>			
INTERNATIONAL TRADE IN SERVICES SURVEY, 2012 (Transport Services - Others)			
Purpose of Survey This survey collects detailed information of your company's services transactions with non-residents of Singapore to compile Balance of Payments statistics. These statistics are used extensively by the government and business community in their policy-making and business planning. The survey findings are released in our publications and available on our website at http://www.singstat.gov.sg .			

SECTION C: TRANSACTIONS WITH NON-RESIDENTS CHECKLIST (CONT'D)			
Item Description	Code	Revenue/ Receipts	Expenses/ Payments
Transportation and Related Services			
Charter of ships and other watercraft with crew – Voyage/ Space/ Slot/ Time	050	<input type="checkbox"/>	<input type="checkbox"/>
Charter of aircraft with crew	062	<input type="checkbox"/>	<input type="checkbox"/>
Charter of land and rail vehicles with operator	064	<input type="checkbox"/>	<input type="checkbox"/>
Fuel and Other Supplies	600		<input type="checkbox"/>
Harbour and Airport Charges	605		<input type="checkbox"/>

STC SURVEY

- Annual survey which covers resident importers sampled by geographical source of imports.
- Collects freight and insurance rates by geographical area and broad commodity group.
- Mail inquiry together with TIS survey forms for firms covered by both surveys.

STC SURVEY

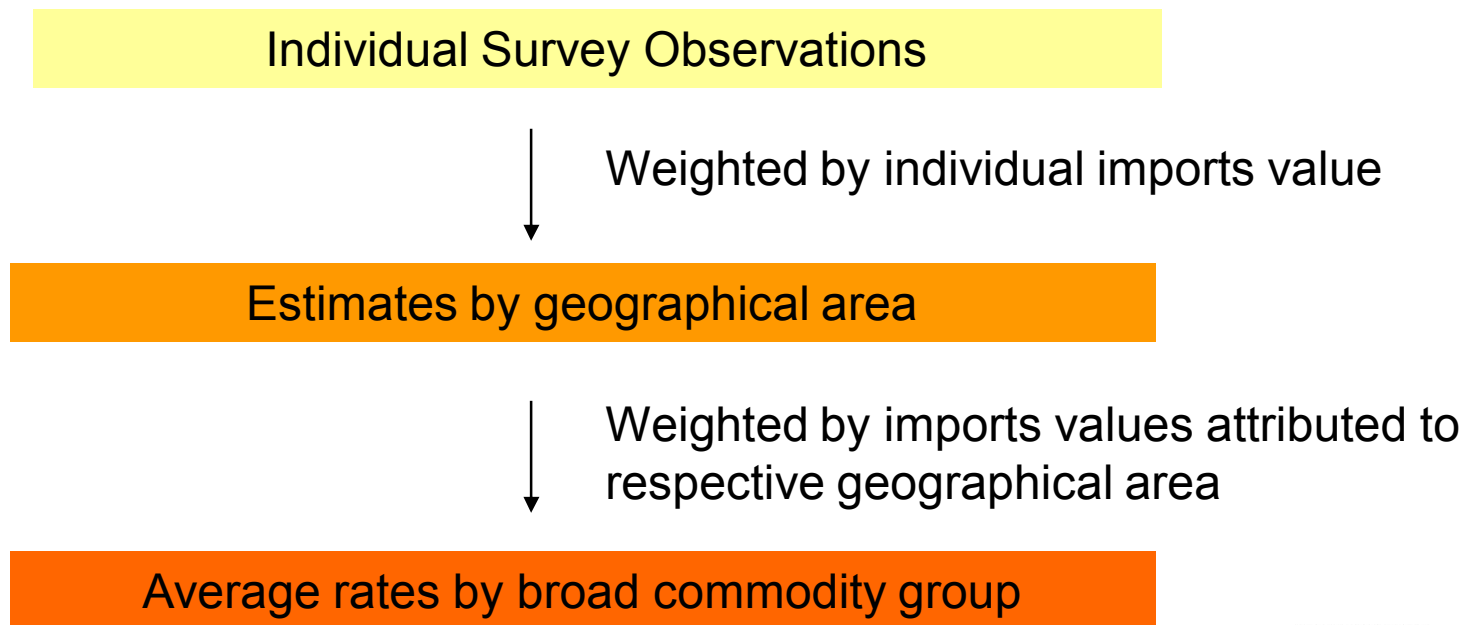
Survey Coverage and Sampling

- About 300 companies covered on a yearly basis.
- Survey sample determined based on import values of top source countries of merchandise imports and broad commodity groupings.

STC SURVEY

Freight and Insurance on Imports

- Freight and insurance rates derived from the STC.
- Survey observations are weighted twice:



STC SURVEY

Freight and Insurance on Imports

- Average rates applied to total imports values by broad commodity group to calculate total freight and insurance on imports.

- Final estimates of freight and insurance on imports:
 - components of transport and insurance debits
 - used to derive FOB value of imports

Data Dissemination & Key Findings

DATA DISSEMINATION

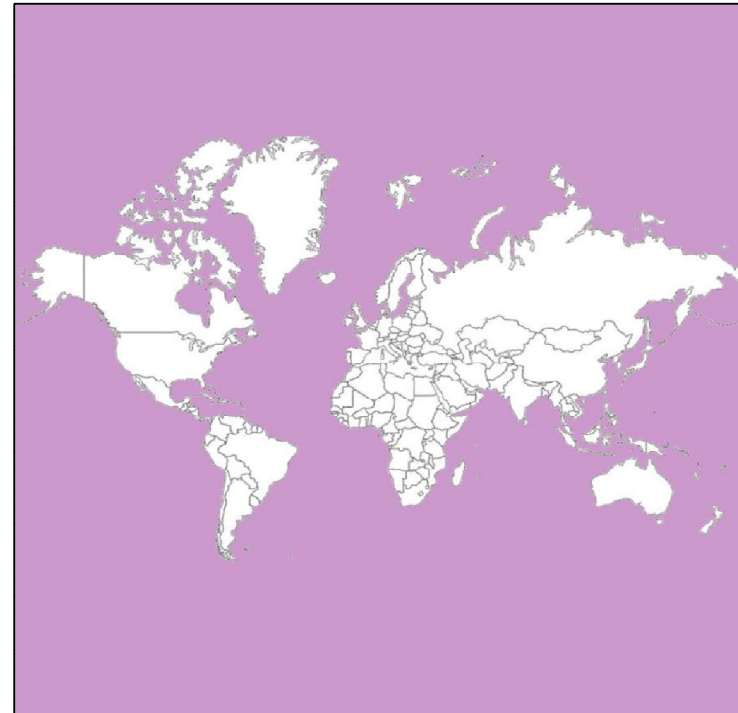
- Quarterly release of exports and imports of transport services (along with 10 other major services categories) in the BOP in the Economic Survey of Singapore.
- Similar publication of annual data on transport services in the publication of Singapore's International Trade in Services (TIS report) released by DOS on a yearly basis.
- Further details released in the TIS report (e.g. breakdown into freight and other transport services as well as data by country)

DATA DISSEMINATION

Economic Survey of Singapore

Second Quarter 2013

MTI MINISTRY OF TRADE
AND INDUSTRY
SINGAPORE



SINGAPORE'S INTERNATIONAL TRADE IN SERVICES 2011

www.singstat.gov.sg

DEPARTMENT OF
STATISTICS
SINGAPORE

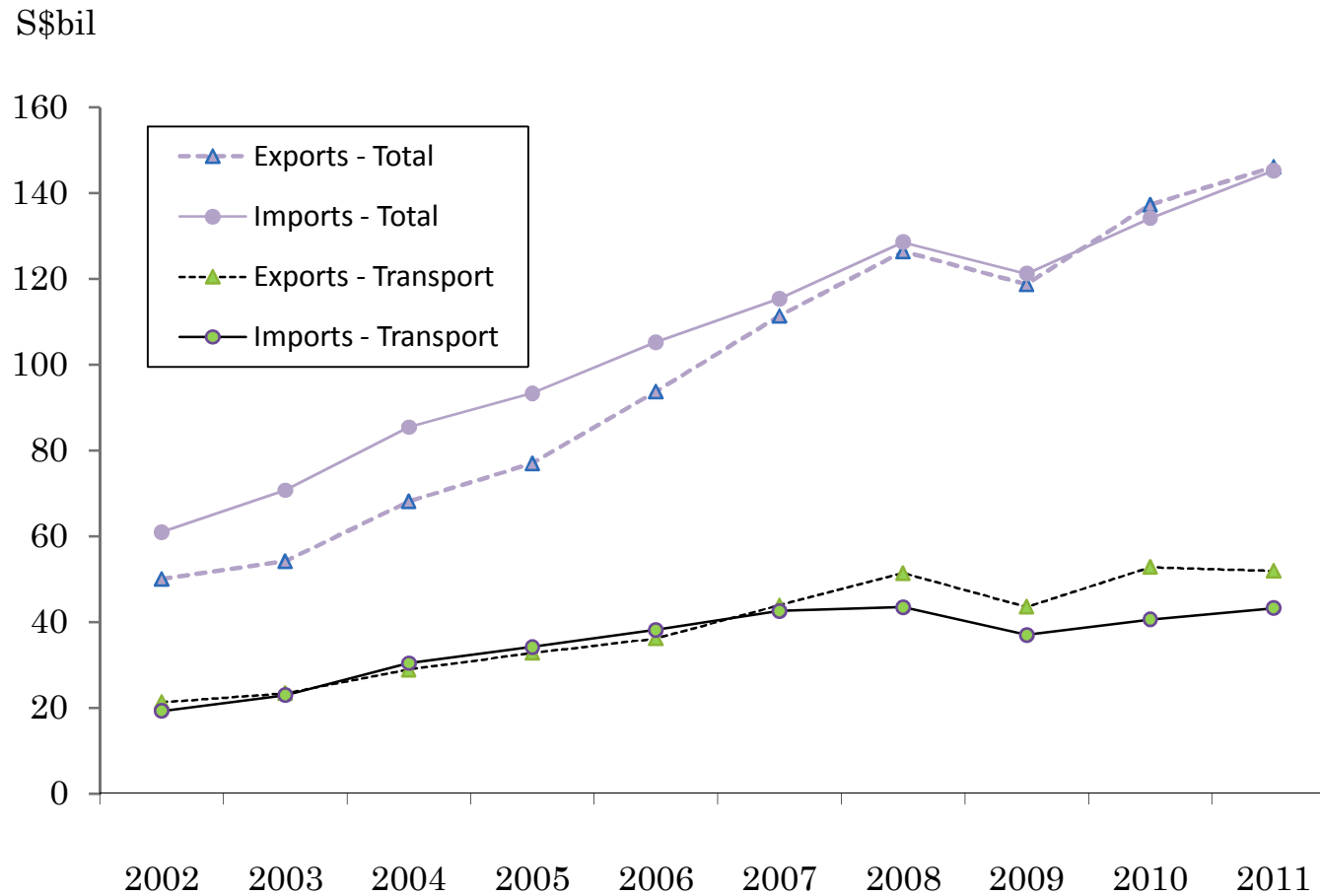
DEPARTMENT OF
STATISTICS
SINGAPORE



MAIN BOP AGGREGATES – 2011

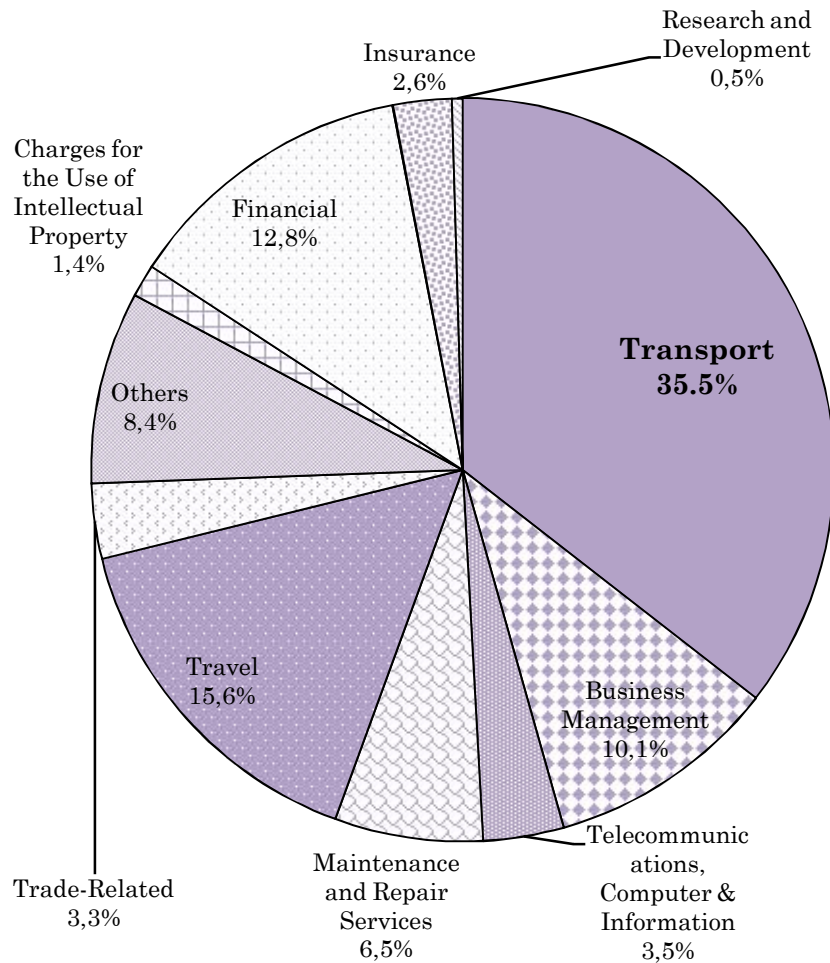
- **Current Account Surplus** = S\$82.2 bn
- **Exports of Goods** = S\$546.1 bn
- **Imports of Goods** = S\$454.7 bn
- **Exports of Services** = S\$146.1 bn
- **Imports of Services** = S\$145.2 bn
- **Total Trade in Services** (i.e. sum of exports and imports):
amounted to 87.2 per cent of GDP in 2011

KEY TRENDS IN TIS: 2002-2011

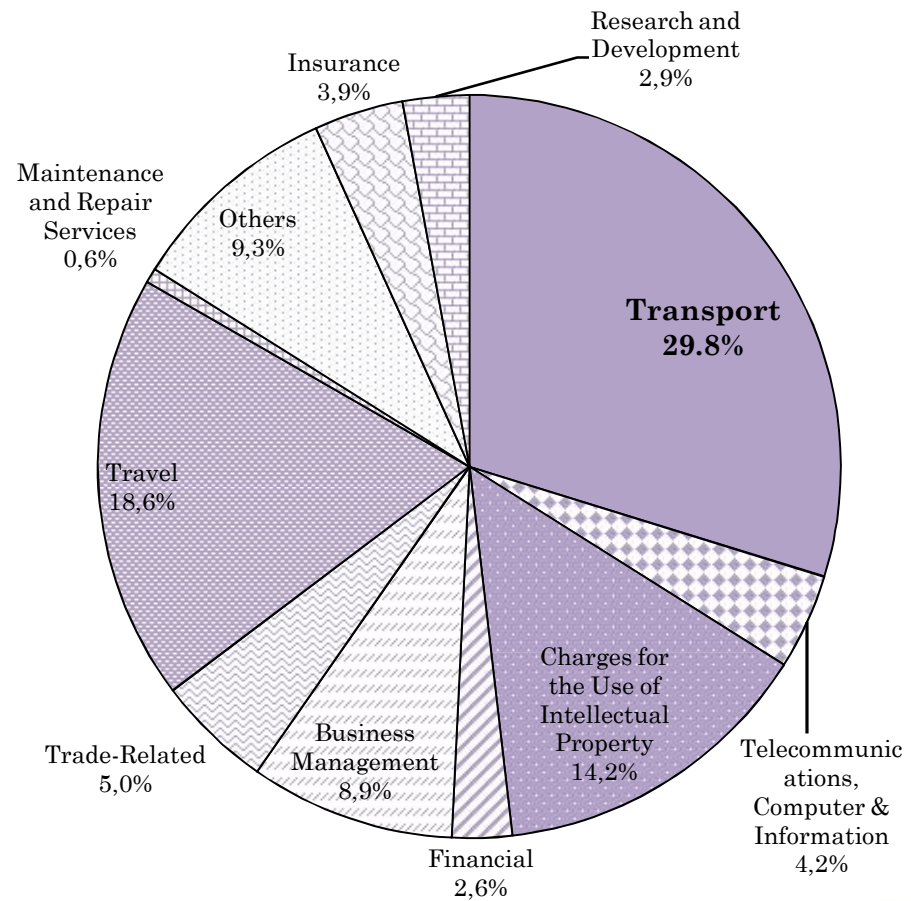


SINGAPORE'S SERVICES TRADE BY SERVICES CATEGORIES – 2011

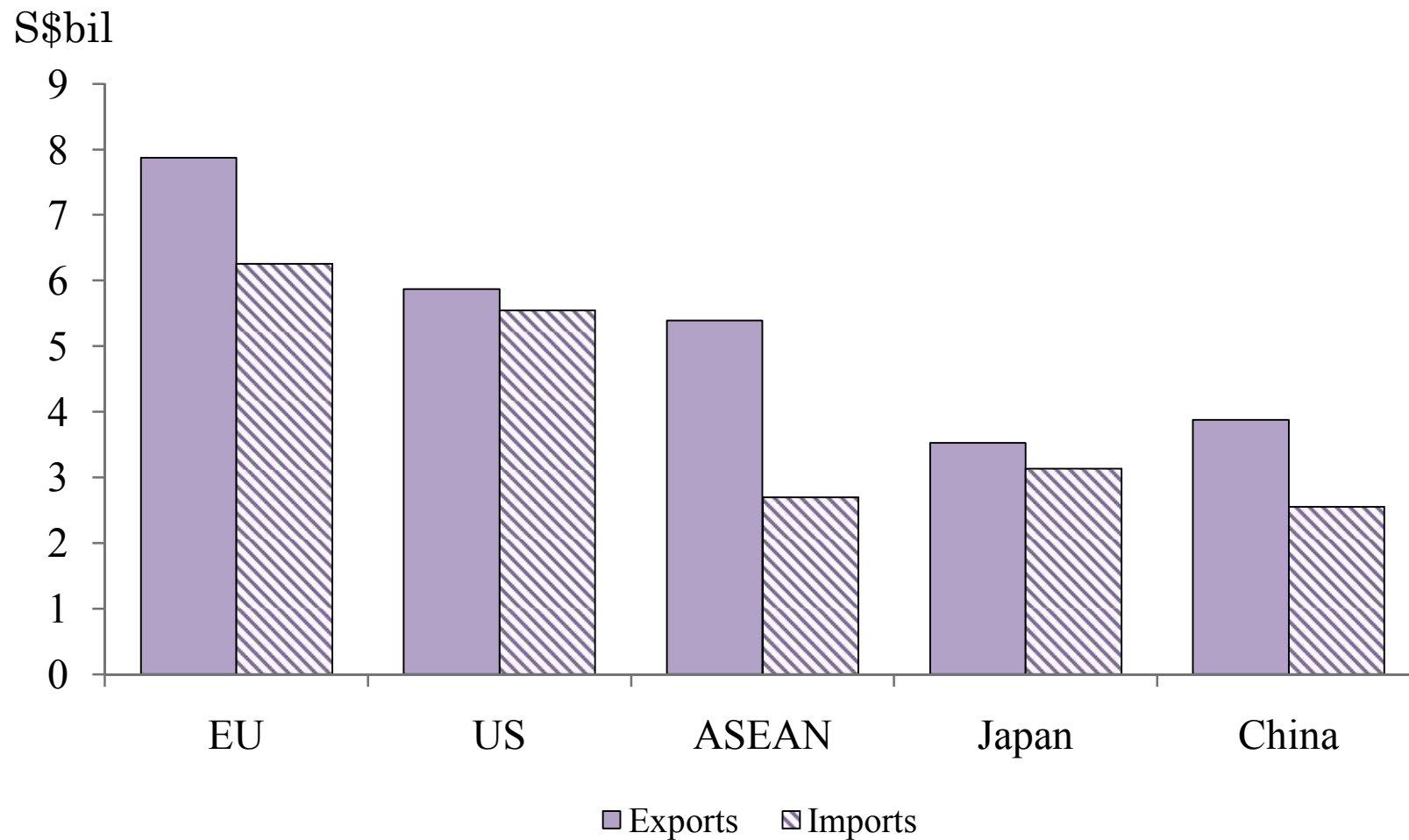
Exports



Imports



SINGAPORE'S TRANSPORT SERVICES BY MAIN TRADING PARTNERS – 2011



Thank You

Our Vision

*A National Statistical System of Quality,
Integrity and Expertise*

Our Mission

*We provide Reliable, Relevant and
Timely Statistics to support Singapore's
Social and Economic Development*